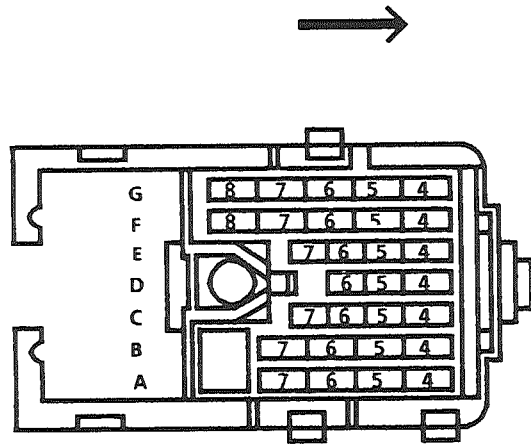
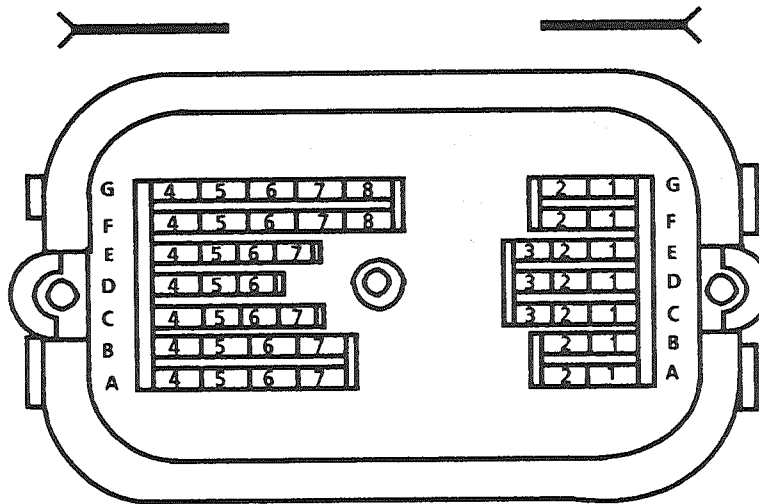


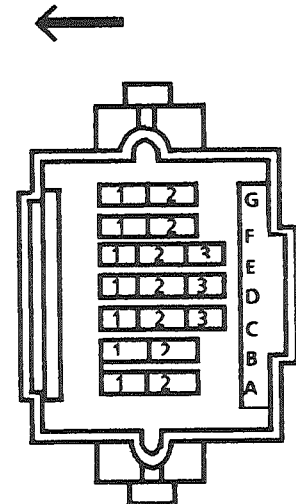
HARNES CONNECTOR FACES
BULKHEAD CONNECTOR, C100



ENGINE HARNES CONNECTOR
(REMOVED FROM C100)



C100 TERMINAL VIEW
(AS MOUNTED ON COWL)



FRONT LIGHT HARNES CONNECTOR
(REMOVED FROM C100)

V42000.0

HARNES CONNECTOR FACES

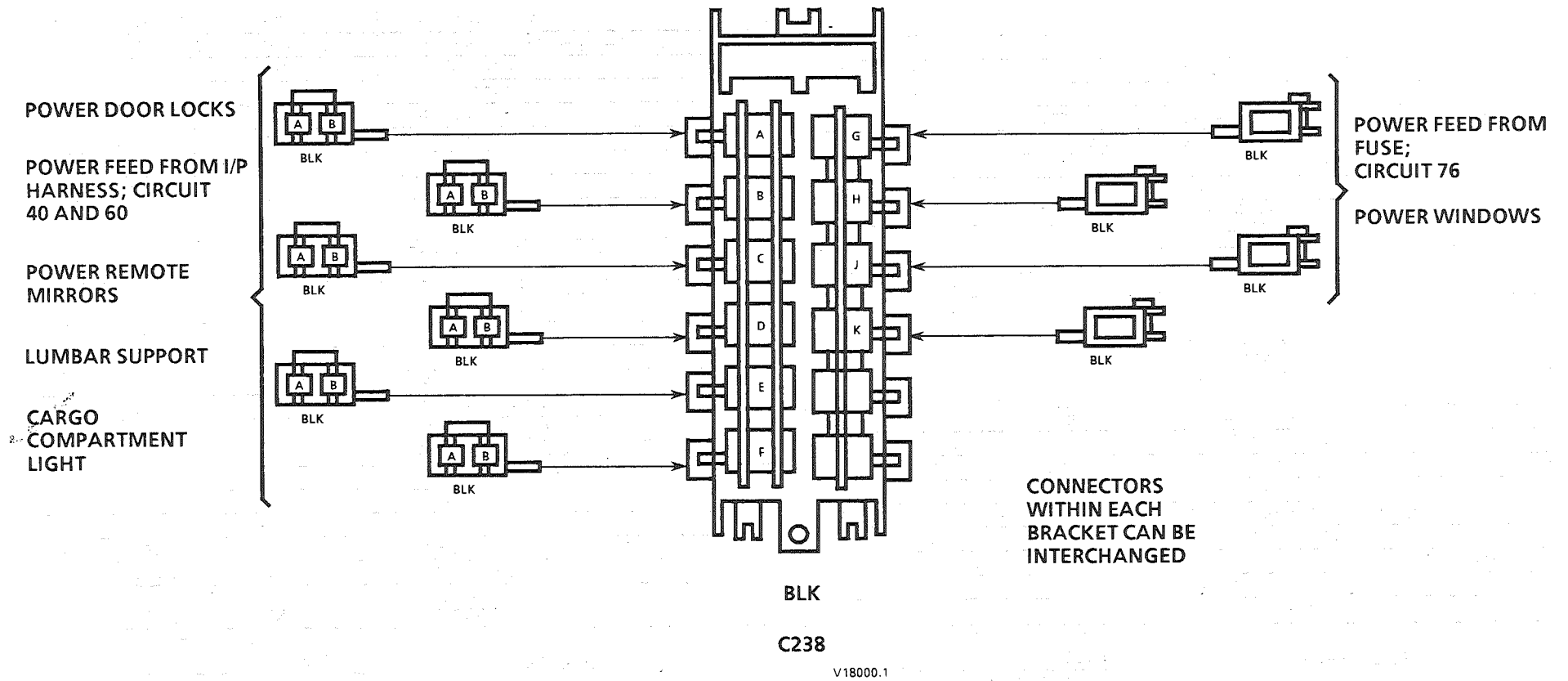
BULKHEAD CONNECTOR, C100

CAVITY	WIRE COLOR		SCHEMATIC
	PIN HALF	SOCKET HALF	
A1	RED	RED	Power Distribution (Headlight Door/Fog Lights)
A2	DK GRN/WHT	DK GRN/WHT	Headlights (Hi Beams)
A4	RED	RED	Power Distribution (Ignition Switch)
A5	—	—	Not Used
A6	—	—	Not Used
A7	PNK/BLK	PNK/BLK	Idle Speed Control (V8 VIN E)
B1	BRN	BRN	Lights: Park/Front Marker
B2	TAN/WHT	TAN/WHT	Brake Warning System
B4	PPL	PPL	Starting System (Starter Interlock)
B5	DK BLU	DK BLU	Back Up Lights
B6	—	—	Not Used
B7	—	—	Not Used
C1	YEL/BLK	YEL/BLK	Low Coolant Probe (Driver Information Center [DIC])
C2	PPL	PPL	Lights: Park/Turn (LH Front with Lamp Monitor)
C3	BLK/WHT	BLK/WHT	Washer Fluid Level (Driver Information Center [DIC])
C4	LT GRN	LT GRN	Back Up Lights
C5	PPL	PPL	Wiper/Washer
C6	DK GRN	DK GRN	Wiper/Washer
C7	PNK	PNK	Wiper/Washer
D1	WHT	WHT	Headlight Doors
D2	YEL	YEL	Headlight Doors
D3	TAN/WHT	TAN/WHT	Headlights (LO Beam, with Lamp Monitor)
D4	YEL (V6 VIN S), PNK/BLK (V8 VIN E) (V8 VIN F) (V8 VIN 8)	YEL	Vehicle Speed Sensor
D5	GRY	GRY	Wiper/Washer
D6	WHT (V8 VIN E) (V8 VIN F) (V8 VIN 8), BLK/WHT (V6 VIN S)	WHT	Tachometer

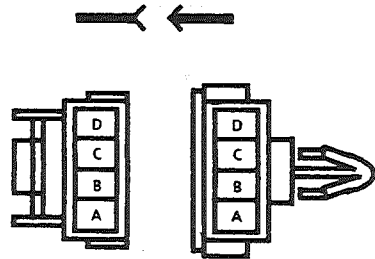
CAVITY	WIRE COLOR		SCHEMATICS
	PIN HALF	SOCKET HALF	
E1	LT GRN/BLK	LT GRN/BLK	Headlights (Hi Beams)
E2	—	—	Not Used
E3	BRN/WHT	BRN/WHT	Lights: Park/Turn (RH Front, with Lamp Monitor)
E4	PPL (V6 VIN S)	PPL	Vehicle Speed Sensor
E5	TAN	TAN	Engine Oil Pressure (Instrument Panel)
E6	RED	RED	Fuel Pump Relay
E7	PPL	PPL	Automatic Transmission
F1	YEL/BLK	YEL/BLK	Headlights (LO Beams, with Lamp Monitor)
F2	DK BLU	DK BLU	Lights: Turn (RH Front)
F4	PNK/BLK (V6 VIN S), PNK (V8 VIN E) (V8 VIN F) (V8 VIN 8)	PNK	Power Distribution (Multi-Port Fuel Injection, Throttle Body Injection, Tuned Port Injection)
F5	DK GRN	DK GRN	Coolant Temperature (Instrument Panel)
F6	—	—	Not Used
F7	—	—	Not Used
F8	BRN	BRN	Charging System
G1	DK GRN	DK GRN	Horn
G2	LT BLU	LT BLU	Lights: Turn (LH Front)
G4	TAN/WHT	TAN/WHT	Fuel Tank Unit
G5	RED	RED	Power Distribution (Light Switch, Fuse Block)
G6	—	—	Not Used
G7	—	—	Not Used
G8	—	—	Not Used

HARNES CONNECTOR FACES

JUNCTION BLOCK, C238

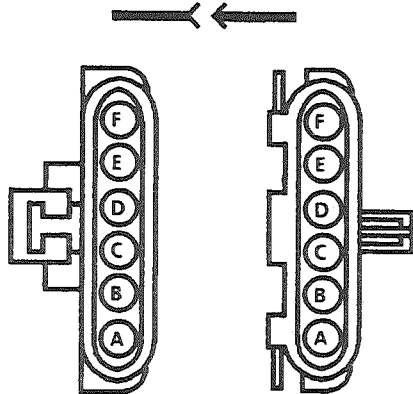


HARNES CONNECTOR FACES



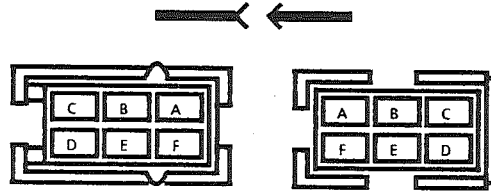
BLK BLK

C102




BLK BLK

C104




BLK BLK


C203



BLK



WHT



BLK

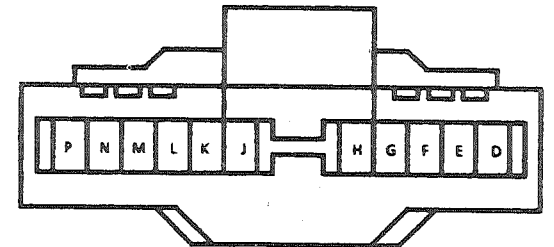
C207

C204, SEE C222



WHT

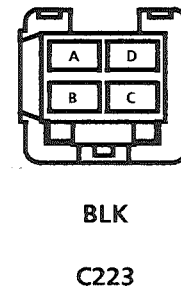
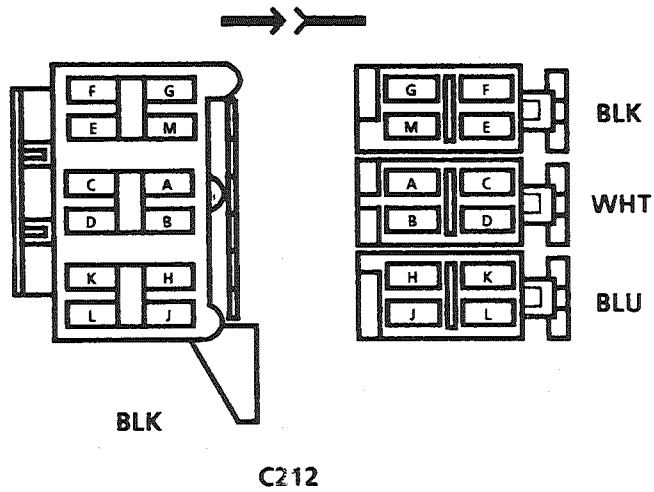
C208



BLK

C210

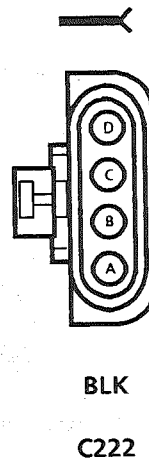
HARNES CONNECTOR FACES



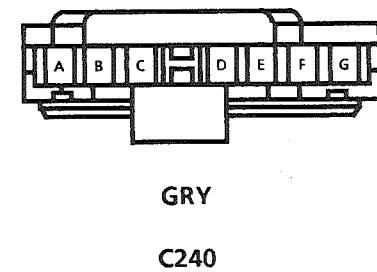
C217, SEE C4 OF RADIO (WITH UK3)

C218, SEE C2 OF RADIO (WITH UK3)

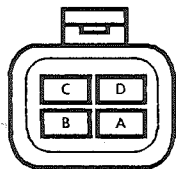
C219, SEE C203



C224, SEE C203



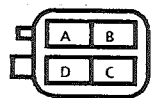
HARNES CONNECTOR FACES



BLK

C303

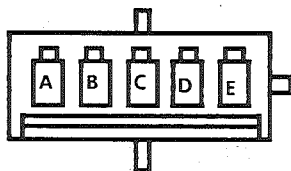
C304, SEE C303



BLK

C331

C332, SEE C331



BLK

A/C COMPRESSOR
CONTROL RELAY

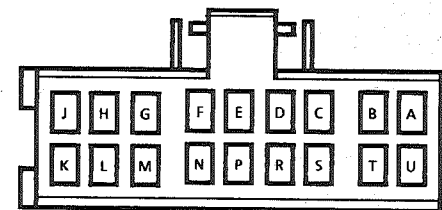


BLK

A/C CONTROL HEAD (WITH C60)



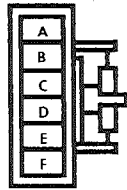
C1 BLK



C2 BLK

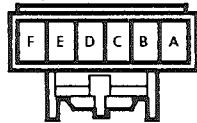
A/C CONTROL HEAD (WITH C67)

HARNES CONNECTOR FACES



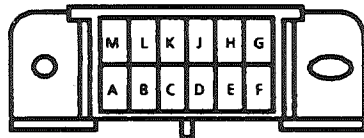
WHT

A/C TEMPERATURE
DOOR MOTOR



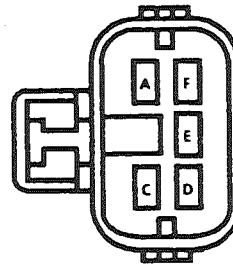
BLK

A/C VACUUM SOLENOID MODULE



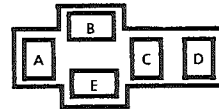
BLK

ASSEMBLY LINE DIAGNOSTIC
LINK (ALDL) CONNECTOR



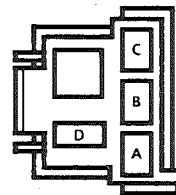
GRY

AUXILIARY COOLANT
FAN RELAY



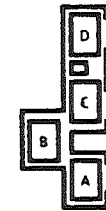
BLK

BLOWER HIGH SPEED
RELAY (WITH C67)



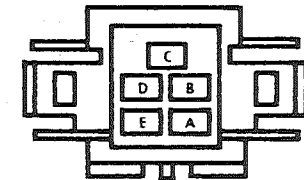
BLK

BLOWER HIGH SPEED
RELAY (MANUAL A/C)



GRY

BLOWER RESISTORS




BLK

BLOWER SWITCH



C1 WHT



C2 BLK



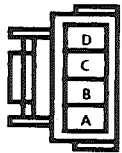
C3 BLU

V00240.0

Brake Switch

HARNES CONNECTOR FACES

BURN-OFF RELAY, SEE AUXILIARY COOLANT FAN RELAY




BLK

CLUTCH START SWITCH

V00491.1

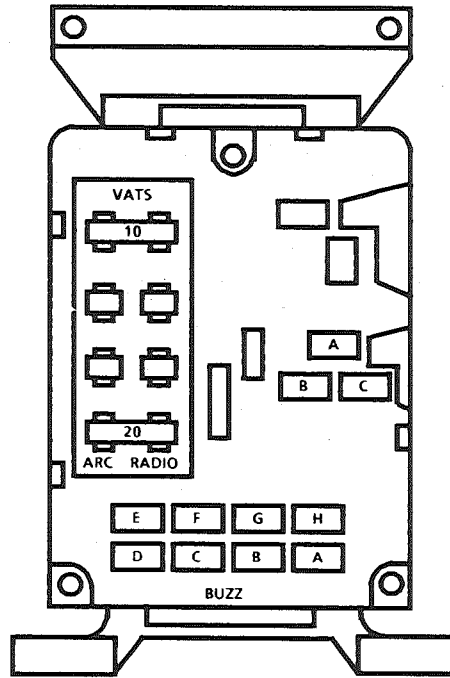
COOLANT FAN RELAY, SEE AUXILIARY COOLANT FAN RELAY



GRY

CRUISE CONTROL SERVO

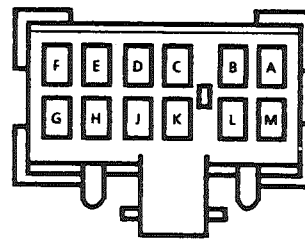
V00459 0



BLK

CONVENIENCE CENTER

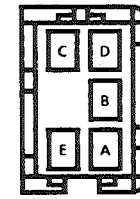
V00275.1



WHT

CRUISE CONTROL MODULE

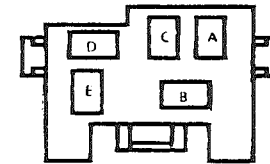
V00286.0



WHT

DEFOGGER CONTROL

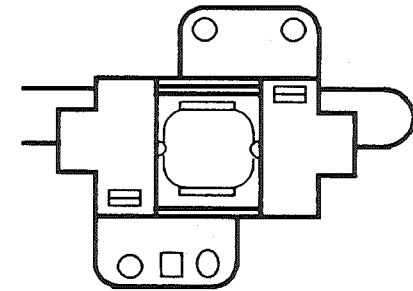
V00569.0



BLK

DEFOGGER
TIMER RELAY

V00561 0

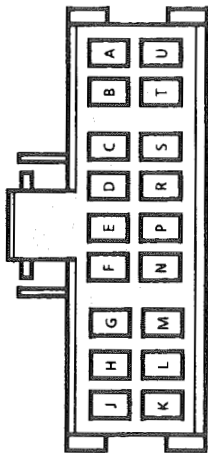


WHT

DOME LIGHT

V00570.0

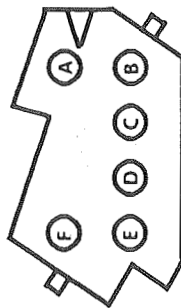
HARNES CONNECTOR FACES



BLK

DRIVER INFORMATION CENTER (DIC)

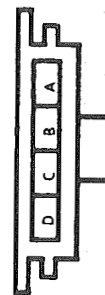
V00297.4



BLK

DRIVER'S LUMBAR CONTROL SWITCH

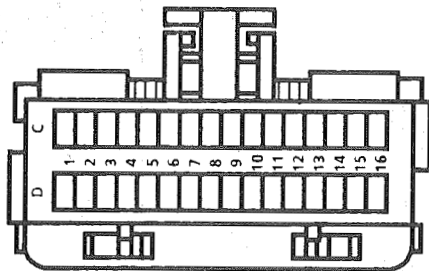
V00545.1



WHT

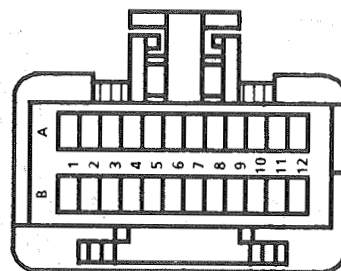
DRIVER'S LUMBAR VALVE ASSEMBLY

V00123.0



12045575

C2 BLK

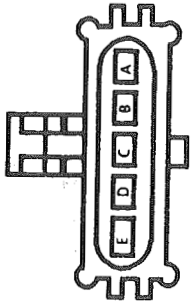


12047946

C1 BLK

ELECTRONIC CONTROL MODULE (ECM)

V00005.0



BLK

ELECTRONIC SPARK CONTROL (ESC) MODULE

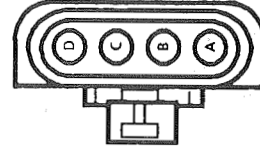
V00456.0



C1 BLK

ELECTRONIC SPARK TIMING (EST) DISTRIBUTOR

V00328.0



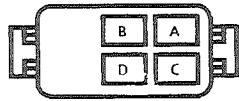
BLK

ELECTRONIC VACUUM REGULATOR VALVE (EVRV) (V6 VIN S)

V04016.2

HARNES CONNECTOR FACES

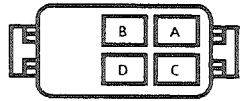
FOG LIGHT SWITCH,
SEE DEFOGGER CONTROL



WHT

FRONT POWER WINDOW
SWITCH (LH)

V00487.1



BLU

FRONT POWER
WINDOW SWITCH (RH)

V00571.0

FUEL PUMP RELAY, SEE A/C
COMPRESSOR CONTROL RELAY



BRN

FUEL PUMP SWITCH
(V8 VIN F) (V8 VIN 8)

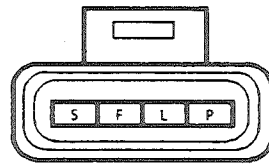
V00249.0



BLK

GEAR SELECTOR SWITCH

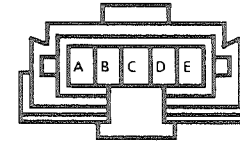
V00541.1



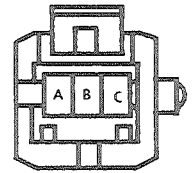
BLK

GENERATOR

V00176.0



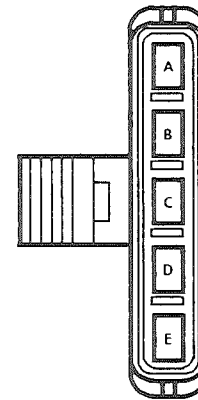
C1 BLK



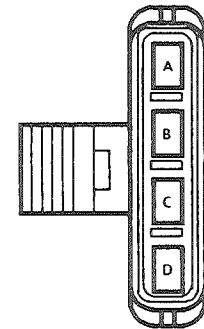
C2 BLK

HATCH CONTACT ASSEMBLY

V00235.0



C1 BLK

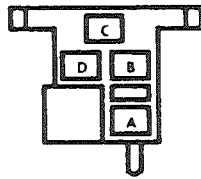


C2 BLK

HEADLIGHT DOOR MODULE

V00512.0

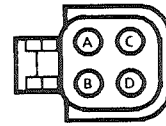
HARNES CONNECTOR FACES



BLK

HEADLIGHT DIMMER SWITCH

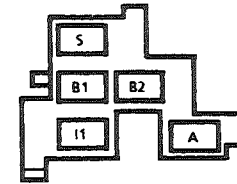
V00285.0



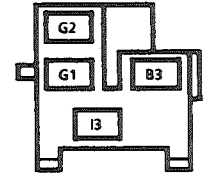
BLK

IDLE AIR CONTROL
STEPPER MOTOR

V00083.3



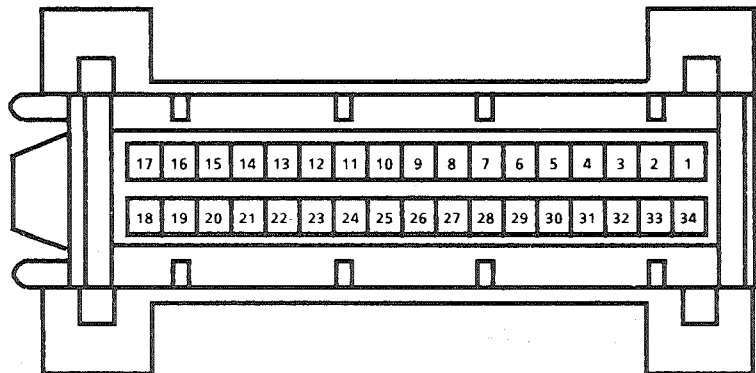
C2 BLU



C1 BLK

IGNITION SWITCH

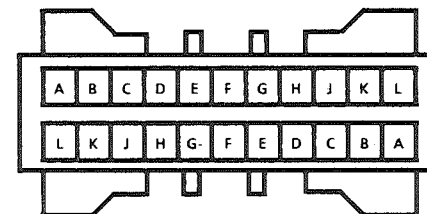
V00032.0



C2 BLK

INSTRUMENT PANEL (DIGITAL CLUSTER)

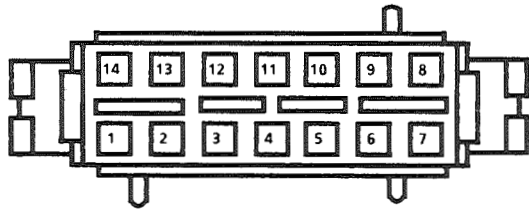
V00319.0



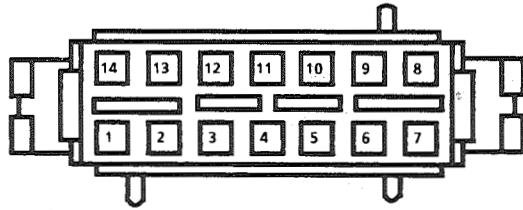
C3 WHT

C1 WHT

HARNES CONNECTOR FACES



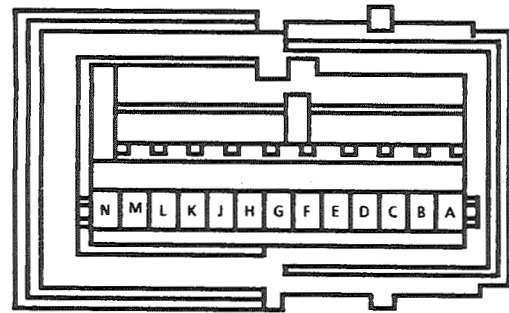
C1 BRN



C2 GRY

**INSTRUMENT PANEL
(WITHOUT DIGITAL CLUSTER)**

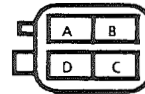
V00324.1



BLK

LIGHTS MONITORING MODULE

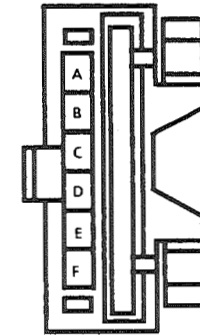
V00572.0



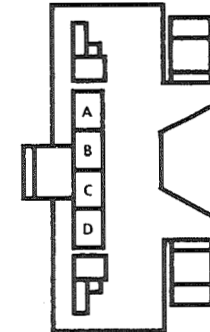
BLK

LUMBAR PUMP/MOTOR

V00122.0



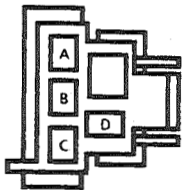
C1 WHT



C2 WHT

LIGHT SWITCH

V00326.0



BLK

LOW BLOWER RELAY

V00573.0




BLK

**LUMBAR PUMP/MOTOR
RELAY**

V00137.2

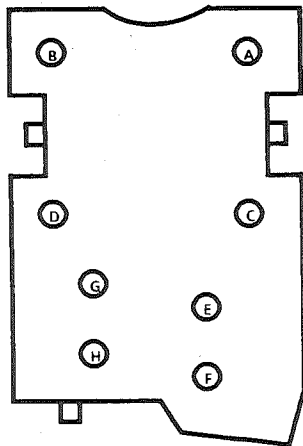
HARNES CONNECTOR FACES



BLK

MASS AIR FLOW SENSOR
(V8 VIN F) (V8 VIN 8)

V00526.2



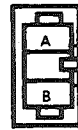
WHT

OUTSIDE MIRROR SWITCH

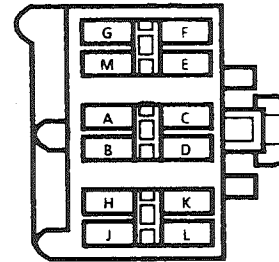
V00184.2

PASSENGER'S LUMBAR CONTROL SWITCH,
SEE DRIVER'S LUMBAR CONTROL SWITCH

PASSENGER'S LUMBAR VALVE ASSEMBLY,
SEE DRIVER'S LUMBAR VALVE ASSEMBLY



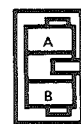
C2 BLK



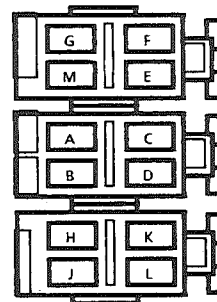
C1 GRY

RADIO (WITH SUBWOOFER)

V00320.0



C4 BLK



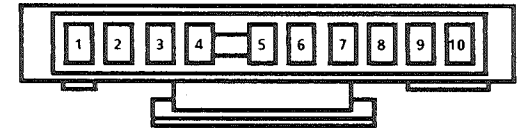
C1 BLK

C2 WHT

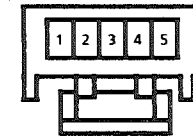
C3 BLU

RADIO (WITHOUT SUBWOOFER AND UK3)


V00236.1



C2 BLK
(C218 WITH UK3 AND SUBWOOFER)



C3 GRY

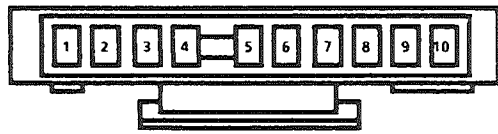


C4 BLU
(C217 WITH UK3 AND SUBWOOFER)

RADIO
(WITH UK3)

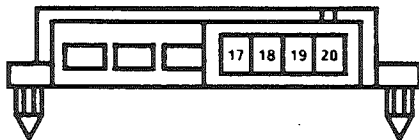
V00578.0

HARNES CONNECTOR FACES



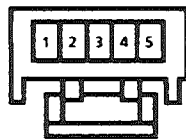
C1 BLK

12047530



C2 BLU

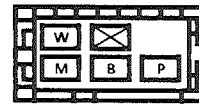
12066172



C3 GRY

RADIO
(WITH UK3 AND SUBWOOFER)

V00579.0



GRY

RELEASE SWITCH

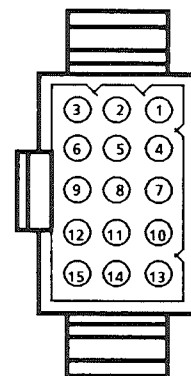
V00574.0



WHT

REMOTE DIMMER

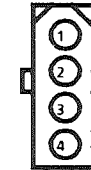
V00472.1



WHT

SUBWOOFER AMPLIFIER
ASSEMBLY

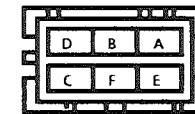
V00576.0



WHT

ROOF CONSOLE

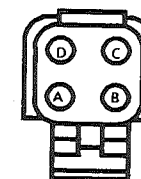
V00575.0



BLK

SUBWOOFER SWITCH

V00577.0

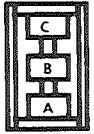


WHT

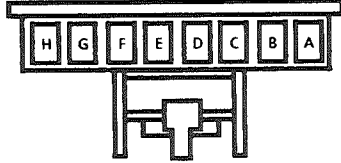
TRANSMISSION
CONVERTER CLUTCH

V04017.2

HARNES CONNECTOR FACES



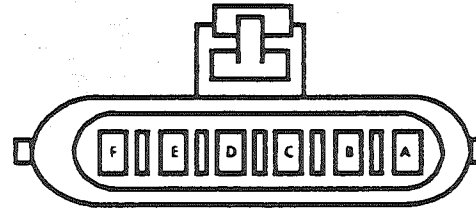
C1 BLK




C2 BLK

VEHICLE SPEED SENSOR BUFFER

V00325.0



C1 BLK



C2 BLK

WIPER MOTOR MODULE

V00409.1