

Indicators

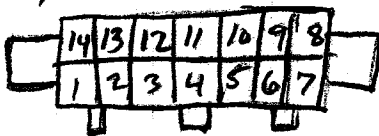
C1

1		
2	Gages Fuse	"
3	Choke WARMing	"
4	Fuel level	"
5	CHK Eng Lt.	"
6	Gages Fuse	"
7	BRAKE	"
8	VSS OUT	"
9	Tach/VSS GND	"
0	Gages Fuse	"
1	TACH	○
2	RIGHT TURN	"
3	OIL PRES	"
4	○ Volts in	

C2

1	FASTEN BELTS	"
2	—	—
3	INST FUSE	"
4	—	—
5	GANGED FUSE	"
6	—	—
7	COOLANT TEMP	"
8	LEFT TURN	"
9	GND	"
10	HIBERMS	"
11	INST FUSE	"
12	INST FUSE	"
13	(INST LAMP GND '85)	"
14	—	—

C1, C2 Terminal View



C2 C1
(LH) (RH)
No upshift LH. 284

'87

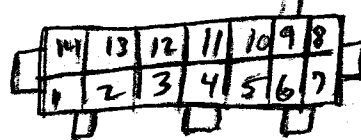
<u>Gauges</u>	<u>Indications</u>
1. <u>Water level gauge</u>	1. <u>Water level</u>
2. <u>Oil level gauge</u>	2. <u>Oil level</u>
3. <u>Oil pressure gauge</u>	3. <u>Oil pressure</u>
4. <u>Oil temperature gauge</u>	4. <u>Oil temperature</u>
5. <u>Oil flow gauge</u>	5. <u>Oil flow</u>
6. <u>Oil viscosity gauge</u>	6. <u>Oil viscosity</u>
7. <u>Oil density gauge</u>	7. <u>Oil density</u>
8. <u>Oil pH gauge</u>	8. <u>Oil pH</u>
9. <u>Oil color gauge</u>	9. <u>Oil color</u>
10. <u>Oil odor gauge</u>	10. <u>Oil odor</u>
11. <u>Oil taste gauge</u>	11. <u>Oil taste</u>
12. <u>Oil smell gauge</u>	12. <u>Oil smell</u>
13. <u>Oil touch gauge</u>	13. <u>Oil touch</u>
14. <u>Oil sight gauge</u>	14. <u>Oil sight</u>
15. <u>Oil sound gauge</u>	15. <u>Oil sound</u>
16. <u>Oil taste gauge</u>	16. <u>Oil taste</u>
17. <u>Oil smell gauge</u>	17. <u>Oil smell</u>
18. <u>Oil touch gauge</u>	18. <u>Oil touch</u>
19. <u>Oil sight gauge</u>	19. <u>Oil sight</u>
20. <u>Oil sound gauge</u>	20. <u>Oil sound</u>

"	"
"	"
"	"
" (SERV. ENG)	"
SOON	"
"	"
UP Shift	"
"	"
VSS GND	"
"	"
"	()
"	"
"	"
()	"

Added \rightarrow GND

Added → Gauges Fuse
BRAKE

C1, C2 Terminal view



C2 C1
(LH) (RH)

'92

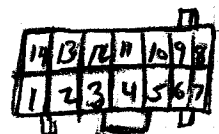
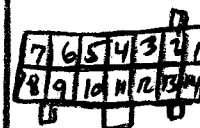
INFL REST Light
SES Light
GND
COOLANT TEMP
GND
SEATBELTS
TACH
TACH GND
Gauges Fuse
Shift Indicator
Security Indicator Light
BRAKE

Speedo in
11
oil Pres
Fuel Level
RIGHT TURN
LEFT TURN
GND
Hi BEAMS

4ND
INST LPS FUSE
Gauges Fuse

C2
(LH)

C1
(RH)



*different part