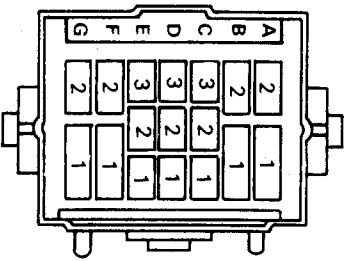
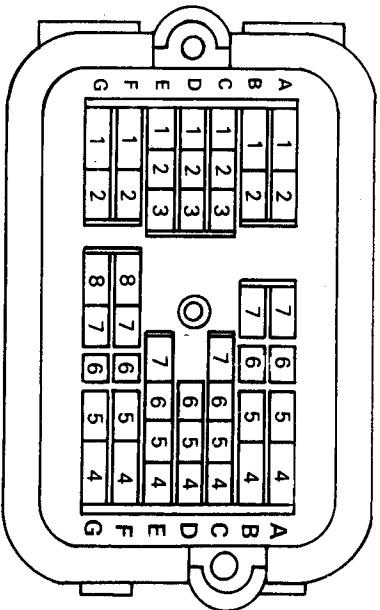


BULKHEAD CONNECTOR (C100) **SPORT COUPE**

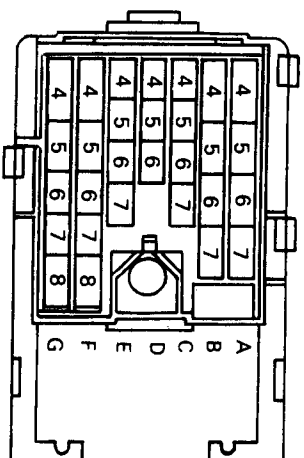
184



FRONT LIGHTS HARNESS CONNECTOR
(REMOVED FROM C100)



C100 TERMINAL VIEW
(AS MOUNTED ON COWL)



ENGINE HARNESS CONNECTOR
(REMOVED FROM C100)

CAVITY	WIRE COLOR	SCHEMATIC
A1	LT GRN	Not Used
A2	RED	Headlights (Hi Beams)
A4		Power Distribution (Ignition Switch)
A5		Not Used
A6		Not Used
A7		Not Used
B1	BRN	Lights: Park/Front Marker
B2	TAN/WHT	Brake Warning System
B4	PPL	Starting System (Starter Interlock)
B5		Not Used
B6		Not Used
B7		Not Used
C1		Not Used
C2		Not Used
C3		Not Used
C4		Not Used
C5	PPL	Wiper/Washer
C6	DK GRN	Wiper/Washer
C7	PNK	Wiper/Washer
D1		Not Used
D2		Not Used
D3		Not Used
D4		Not Used
D5	GRY	Wiper/Washer
D6	WHT	Tachometer

CAVITY	WIRE COLOR	SCHEMATIC
E1		Not Used
E2		Not Used
E3		Not Used
E4		Not Used
E5	TAN	Engine Oil Pressure (Instrument Panel)
E6	LT BLU	(V6 and V8 Only)
E7		Choke Heater (V6 and V8 Only)
F1	TAN	Headlights (Lo Beams)
F2	DK BLU	Lights: Turn (RH Front)
F4	PNK	Power Distribution
F5	DK GRN	(Computer Command Control, Electronic Fuel Injection)
F6	LT GRN	Coolant Temperature (Instrument Panel)
F7	BRN,	Not Used
F8	BRN/WHT	Back Up Lights (L4)
G1	DK GRN	Charging System (V6, V8)
G2	LT BLU	Horn
G4		Lights: Turn (LH Front)
G5	RED	Not Used
G6		Power Distribution (Light Switch, Fuse Block)
G7	BRN,	Not Used
G8	DK BLU	Computer Command Control, Hood Louver (V6, V8)
		Back Up Lights (L4)