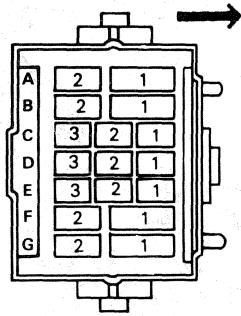
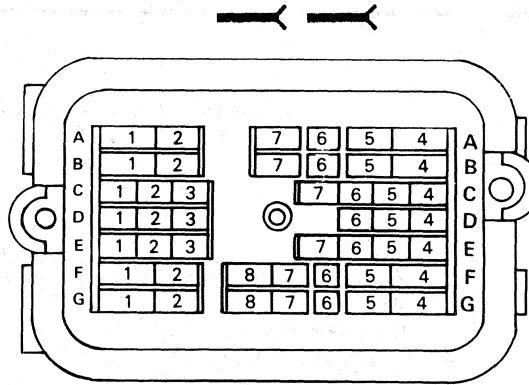


HARNES CONNECTOR FACES

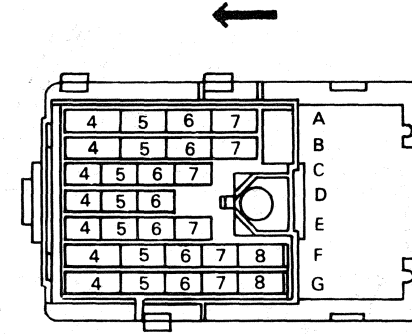
BULKHEAD CONNECTOR C100



FRONT LIGHTS HARNESS CONNECTOR
(REMOVED FROM C100)
BLK 12020629



C100 TERMINAL VIEW
(AS MOUNTED ON COWL)
BLK 12015508



ENGINE HARNESS CONNECTOR
(REMOVED FROM C100)
BLK 12015509

CAVITY	WIRE COLOR		SCHEMATICS
	PIN HALF	SOCKET HALF	
A1	—	—	Not Used
A2	LT GRN	LT GRN	Headlights (Hi Beams)
A4	RED	RED	Power Distribution (Ignition Switch)
A5	—	—	Not Used
A6	—	—	Not Used
A7	PNK/BLK	PNK/BLK	Idle Speed Control (V8 VIN G, V8 VIN H)
B1	BRN	BRN	Lights: Park/Front Marker
B2	TAN	TAN/WHT	Brake Warning System
B4	PPL	PPL	Starting System (Starter Interlock)
B5	—	—	Not Used
B6	—	—	Not Used
B7	—	—	Not Used
C1	—	—	Not Used
C2	—	—	Not Used
C3	—	—	Not Used
C4	—	BRN	Choke Heater (V8 VIN G, V8 VIN H)
C5	PPL	PPL	Wiper/Washer
C6	DK GRN	DK GRN	Wiper/Washer
C7	PNK	PNK	Wiper/Washer
D1	—	—	Not Used
D2	—	—	Not Used
D3	—	—	Not Used
D4	—	—	Not Used
D5	GRY	GRY	Wiper/Washer
D6	WHT WHT (IN S)	WHT	Tachometer

CAVITY	WIRE COLOR		SCHEMATICS
	PIN HALF	SOCKET HALF	
E1	—	—	Not Used
E2	—	—	Not Used
E3	—	—	Not Used
E4	—	—	Not Used
E5	TAN	TAN	Engine Oil Pressure (Instrument Panel)
E6	LT BLU	LT BLU	Choke Heater (V8 VIN H, V8 VIN G)
E7	—	—	Not Used
F1	TAN	TAN	Headlights (Lo Beams)
F2	DK BLU	DK BLU	Lights: Turn (RH Front)
F4	PNK	PNK	Power Distribution (Computer Command Control Electronic Fuel Injection) Multi-port Fuel Injection Tuned Port Injection
F5	DK GRN	DK GRN	Coolant Temperature (Instrument Panel)
F6	—	—	Not Used
F7	—	—	Not Used
F8	BRN	BRN	Volts Indicator (Instrument Cluster)
G1	DK GRN	DK GRN	Horn
G2	LT BLU	LT BLU	Lights: Turn (LH Front)
G4	—	—	Not Used
G5	RED	RED	Power Distribution (Light Switch, Fuse Block)
G6	—	—	Not Used
G7	BRN (V8 VIN F) (V8 VIN 8) BRN/WHT (V8 VIN G) (V8 VIN H)	BRN	Generator, Coolant Fan, Choke Heater
G8	—	—	Not Used