



700-2&3

Product Support: [626] 443-7451
CD/Tech sales: [626] 443-0991

Reprogramming Kit™

Your choice: Stick Shift or Automatic.

Full Race--Automatic: Full automatic shifts in "D". Holds any gear to any speed with shift lever. Backshifts to any gear to any speed by moving shift lever. High throttle 3-4 shift is controlled by lever.


Full Race--Stick Shift: Manual shift only. Trans will start off in what ever gear lever is in. Will shift to any gear, at any speed, by moving lever.

Installs Easily

With trans in vehicle or on the bench.

Step 2 Boost Valves & Bushings

Mic the small land on the Int/Rev valve. If it is smaller than .262 diameter you will need a larger size to produce a really firm manual 1-2 shift. Order **TransGo 7-300** valve.



Place flat end of the boost valve on the **SPOT** that it fits.

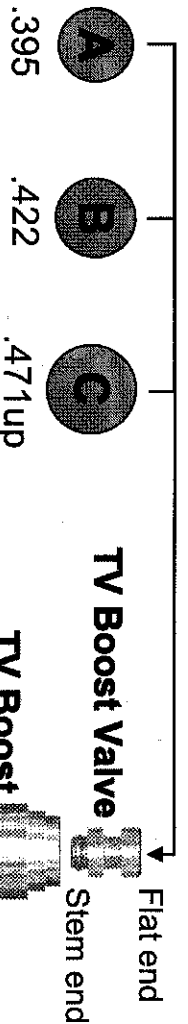
Don't use size "A".

Need a boost valve?


Small block use: **TransGo 7-422**

Big block use: **TransGo 7-472**

Full race use: **TransGo 7-500**



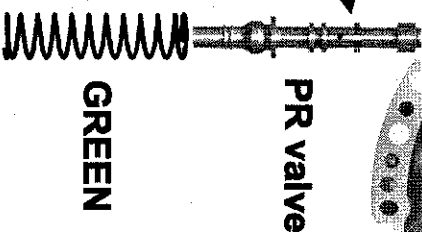
Circle size installed for selection of line bias spring on **Page 4, Step 3.**



Step 1 PR Valve & Spring

Grind this land flush all the way around. Its not fussy.

Install **GREEN** spring.



Lockup Valve:
No need to disassemble.

